

2018-2019 Coca-Cola Scholars Program Scholarship Application

The 2018-2019 Coca-Cola Scholars Program Scholarship Application has been revamped for this year's cycle to make the user experience easier and more enjoyable. We hope this new format will allow more applicants to complete our application and give the Scholars Foundation a better snapshot of their high school success.

Application Opens Wednesday, August 1, 2018 at 10:00 am eastern and Closes Wednesday, October 31, 2018 at 5:00 pm eastern.

Features for the 2018-2019 Application –

- 1) All applicants will complete an eligibility quiz prior to accessing the new application
- 2) You will receive a confirmation email when you complete the eligibility quiz updating you of your status and another email once you submit your application
- 3) The format has changed with some questions eliminated and others consolidated
- 4) We have cut all dropdown menus and replaced them on each question with answer buttons
- 5) Applicants will be able to start on any section as well as navigate more easily between different sections
- 6) This application will auto-save your work every few minutes, but you will also have the opportunity to click a save button
- 7) Your application home page will feature a countdown clock to the application's deadline

Important items to have before beginning the Coca-Cola Scholars Program scholarship application:

- 1) **A high school transcript** – There is no need to upload, email, mail, fax, or submit in any other fashion, a copy of your transcript. While completing the application, you will be asked to type in your specific grades since your freshman year and their course levels. Having your transcript nearby will help you fill in this information.
 - 2) **Contact info** – The names, email addresses and phone numbers of your guidance counselor and principal.
 - 3) **A list of school and non-school related clubs and organizations** in which you have participated since your freshman year as well as any corresponding leadership positions.
 - 4) **A list of honors and awards** that you received when participating in school and non-school-related clubs and organizations and the level of each award (Local, State, Regional, or National/International) since your freshman year.
 - 5) **A list of volunteer organizations** with which you have served and the number of hours served with each, plus any awards and honors that you have received for your participation since freshman year.
 - 6) **A list of employment** during school and during the summer. You will need to know weeks and hours worked.
- Collecting this information will help you complete the online application. We do not request nor accept any supplemental information, including high school transcripts, letters of recommendation, essays, personal statements, head shots, or any other items outside of the online application. Any item mailed, emailed, or faxed to the Foundation will be recycled.

Eligibility Requirements

Applicants must be:


- 1) Current high school or home-schooled student attending a school in the U.S. or select Department of Defense school who will graduate during the 2018-2019 academic year
- 2) U.S. Citizen, U.S. Nationals, U.S. Permanent Resident, Refugees, Asylees, Cuban-Haitian Entrants, or Humanitarian Parolees – based on the guidelines utilized by the U.S. Department of Education for Federal Financial Aid eligibility
- 3) Will receive a high school diploma during the current academic year
- 4) Planning to pursue a degree at an accredited U.S. post-secondary institution

Applicants may not be:

- 1) Children or grandchildren of employees, officers, or owners of Coca-Cola bottling companies, The Coca-Cola Company, Company divisions or subsidiaries.
- 2) International students with the exception of students at DoD schools
- 3) High school graduates
- 4) Or Temporary Residents of the United States


To get started: This link will take you to the Coca-Cola Scholars Program Scholarship Application –

Step 1) Click “Sign Up” under Need an Account? to create a user account



The screenshot displays the Coca-Cola Scholars Foundation website. At the top, there is a red banner with the Coca-Cola logo and the text "COCA-COLA SCHOLARS FOUNDATION". Below the banner, the page is divided into two main sections. On the left, under the heading "Eligibility Requirements", there are two sub-sections: "Applicants must be:" and "Applicants may not be:". The "Applicants must be:" section lists four bullet points: "Current high school (or home-schooled) student attending a school in the U.S. (or select DoD schools) who will graduate during the 2018-2019 academic school year", "U.S. Citizens, U.S. Nationals, U.S. Permanent Residents, Refugees, Asylees, Cuban-Haitian Entrants, or Humanitarian Parolees - based on the guidelines utilized by U.S. Department of Education for Federal Financial Aid eligibility", "Will receive high school diploma during current academic year", and "Planning to pursue a degree at an accredited U.S. post-secondary institution". The "Applicants may not be:" section lists four bullet points: "Children or grandchildren of employees, officers, or owners of Coca-Cola bottling companies, The Coca-Cola Company, Company divisions or subsidiaries.", "International students (with the exception of students at DoD schools)", "High school graduates", and "Temporary residents". On the right side of the page, there is a "Sign In" section with fields for "Email" and "Password", a "Log In" button, and a "Forgot your password?" link. Below the "Sign In" section is a "Need an Account?" section with a "Sign Up" button.

Step 2) Enter your email address and create a password, then click the blue “Sign Up” button



The screenshot shows the Sign Up page for the Coca-Cola Scholars Foundation. At the top, there is a red banner with the foundation's logo and name. Below the banner, there is a "Login" link in the top right corner. The main content area is divided into two columns. The left column is titled "Eligibility Requirements" and contains two sections: "Applicants must be:" and "Applicants may not be:". The right column is titled "Sign Up" and contains three input fields: "Email", "Password", and "Confirm password". Below the "Confirm password" field is a blue "Sign Up" button. A small note below the "Password" field states "Your password should be at least 8 characters."

Eligibility Requirements

Applicants must be:

- Current high school (or home-schooled) student attending a school in the U.S. (or select DoD schools) who will graduate during the 2018-2019 academic school year
- U.S. Citizens, U.S. Nationals, U.S. Permanent Residents, Refugees, Asylees, Cuban-Haitian Entrants, or Humanitarian Parolees - based on the guidelines utilized by U.S. Department of Education for Federal Financial Aid eligibility
- Will receive high school diploma during current academic year
- Planning to pursue a degree at an accredited U.S. post-secondary institution

Applicants may not be:

- Children or grandchildren of employees, officers, or owners of Coca-Cola bottling companies, The Coca-Cola Company, Company divisions or subsidiaries
- International students (with the exception of students at DoD schools)
- High school graduates
- Temporary residents

Sign Up

Email

Password

Your password should be at least 8 characters.


Confirm password

Sign Up

Step 3) Click “Create a Profile to Get Started”

Step 4) On the profile page you will need to enter your name, address, email, and telephone number. Then click the blue “Save” button on the bottom of the page.

Step 5) Once your profile is created and saved, you will be taken to your application homepage. From this page you will click “Get Started” to access the Eligibility Quiz which must be completed prior to accessing the online application.



The screenshot shows the Homepage for the Coca-Cola Scholars Foundation. At the top, there is a red banner with the foundation's logo and name. Below the banner, there is a "Welcome, sample+100@gmail.com" message and a "Logout" button in the top right corner. The main content area is titled "Homepage" and contains a "Profile" section. The "Profile" section has a sub-header "Profile" and a message "Begin by completing your profile below." Below this message is a large white box with the word "Profile" on the left, a green checkmark and the word "Complete" in the middle, and two small icons (an eye and a pencil) on the right. Below the "Profile" section is a large blue plus sign and the text "Get Started".

COCA-COLA SCHOLARS FOUNDATION

Welcome, sample+100@gmail.com Logout

Homepage

Profile


Begin by completing your profile below.

Profile Complete

+

Get Started

Step 6) Click the pencil icon on the Eligibility Quiz homepage to enter the eligibility quiz.



The screenshot shows the homepage of the Coca-Cola Scholars Foundation Eligibility Quiz. At the top, there is a red banner with the Coca-Cola logo and the text "COCA-COLA SCHOLARS FOUNDATION". Below the banner, there is a navigation bar with the text "Welcome, sample+100@gmail.com" and a "Logout" button. The main content area features a breadcrumb trail "Homepage > Untitled" and a message: "After completing your Eligibility Quiz and pressing Submit, please note that you will need to refresh your page, to continue with the Phase 1 Application forms." The central focus is the "Eligibility Quiz" section, which includes a progress indicator "In Progress" and a "Submit" button. Below this, there is an "Eligibility Check" section with a "Submit" button and a message: "There are 107 days remaining to submit this." The "Submit" button is highlighted in green.

Step 7) Complete the Eligibility Quiz by clicking Yes or No to each of the questions. Click save once you have finished answering the eligibility questions, then on the next page click the green “submit” button.

If you are eligible to apply for the Coca-Cola Scholars Program Scholarship, you will receive an email with a link to the online application or you can refresh your web browser to be taken to the application. If you are deemed to not be eligible, you will receive an email with a link to a list of additional opportunities and resources that may help offset the cost of attending college.

Step 8) For those who are eligible to apply for the Coca-Cola Scholars Program Scholarship, you will now have access to the five forms which are required to be completed and submitted to be considered for the scholarship.

- i) Biographical & High School Information
- ii) School Activities
- iii) Community Activities
- iv) Academic Information
- v) Employment Information

Step 9) To enter any of these sections you will click the “Start Now” button on the right the first time you enter the form section and the “pencil” icon any subsequent time. The “eye” icon will allow you to view any information already entered in a form.

All information must be complete and submitted by 5:00 pm eastern on Wednesday, October 31, 2018.

Once you have completed all five sections, you can submit your application by clicking the green “Submit” button at the bottom of your application homepage. You will receive an email once your submission is confirmed.